

Get it sorted

We provide households and businesses in the Mildura Rural City Council area a kerbside bin service. Our 3 Bin system is designed to help you manage your waste by sorting materials and keeping as much as possible from landfill.

Which Bin, Which Day?



240L

Food Organics and Garden Organics
Emptied weekly



240L

Recycling
Emptied fortnightly



120L

Landfill
Emptied fortnightly

Check your bin day on our website or download the Loddon Mallee Waste Info app. Bin collection calendars are also available online and at our Service Centres.

Ensure your bin is emptied

- Put it out the night before or by 5am on collection day
- Don't overfill – ensure the lid closes flush
- Keep it clear from parked cars, power poles, trees and letter boxes
- Put the right thing in the right bin
- Place heavy items at the bottom of the bin to help push out the contents when collection occurs

New, lost and stolen bins

Call us to arrange new bins or bin repairs.

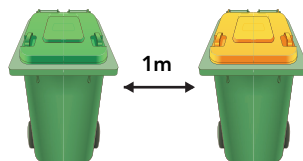
Missed bins

Bins can be emptied any time between 5am and 9pm. If your bin has not been emptied by the morning after your scheduled collection day please contact us.

Bin placement

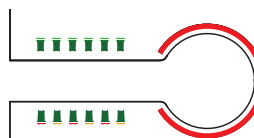
Arrange your bins at least one metre apart and clear from trees, cars, light poles and other obstructions. Bins should face the road with the wheels towards your property.

If you live in town, place your bin on the nature strip or footpath 10–100cm from the kerb. In rural areas, place bins 1.5m–2m from the edge of the sealed road or the graded road shoulder.



Live in a court?

Place bins as shown in this diagram.



Live in a hammerhead?

Place bins as shown in this diagram.

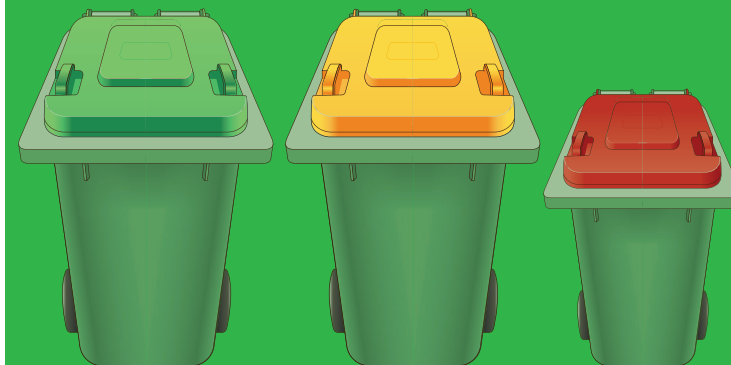


03 5018 8100

mildura.vic.gov.au/waste

Kerbside Bin Service


Information about your kerbside collection.



Organics



Recycling



Landfill



Get a complete A-Z Guide to what goes in each bin at mildura.vic.gov.au/bins or download the Loddon Mallee Waste Info app.