


Get it sorted

We provide households and businesses in the Mildura Rural City Council area a kerbside bin service. Our 3 Bin system is designed to help you manage your waste by sorting materials and keeping as much as possible from landfill.

Which Bin, Which Day?



Organics
Emptied weekly



Recycling
Emptied fortnightly



Landfill
Emptied fortnightly

Check your bin day on our website or by using the Loddon Mallee Waste Info app.

Bin Collection Calendars are also available from Council Service Centres.

Ensure your bin is emptied

- Put it out the night before or by 5am on collection day
- Don't overfill – ensure the lid closes flush
- Keep it clear from parked cars, power poles, trees and letter boxes
- Put the right thing in the right bin



New, lost and stolen bins

To arrange new bins or bin repairs please call us.

Missed bin collections

Bins can be emptied any time between 5am and 9pm. If your bin has not been emptied by the morning after your scheduled collection day please contact us.

Bin placement

Arrange your bins at least one metre apart and clear from trees, cars, light poles and other obstructions. Bins should face the road with the handles and wheels towards your property.

Urban Areas

Place your bin on the nature strip or footpath 10–100cm from the kerb with the wheels and handle of the bin facing your property.

Rural Areas

Place your bin 1.5m–2m from the edge of the sealed road or the graded road shoulder with the wheels and handle of the bin facing your property.





Mildura Rural City Council

T 03 5018 8100

www.mildura.vic.gov.au/bins

Kerbside Bin Service

Information about your
kerbside collection.



Organics



Recycling



Landfill



Get a complete A-Z Guide to what goes in each bin at www.mildura.vic.gov.au/bins or download the Loddon Mallee Waste Info app.