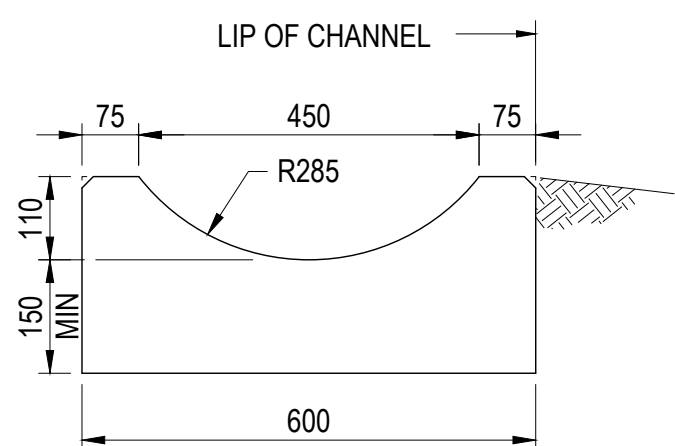


SM TYPE

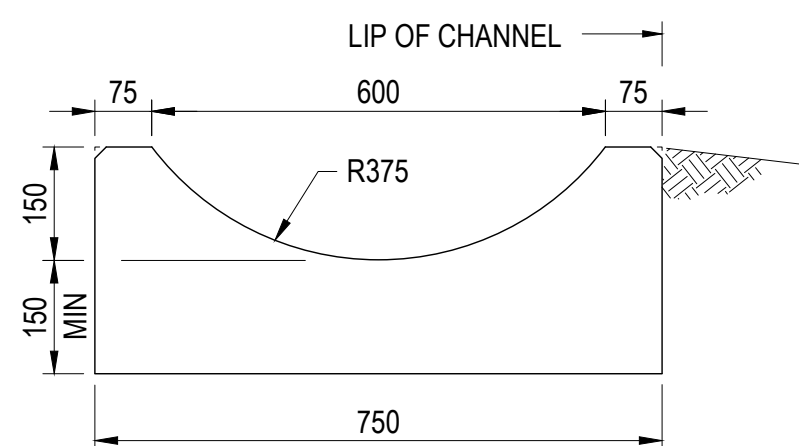
B TYPE

SPIKED KERBS

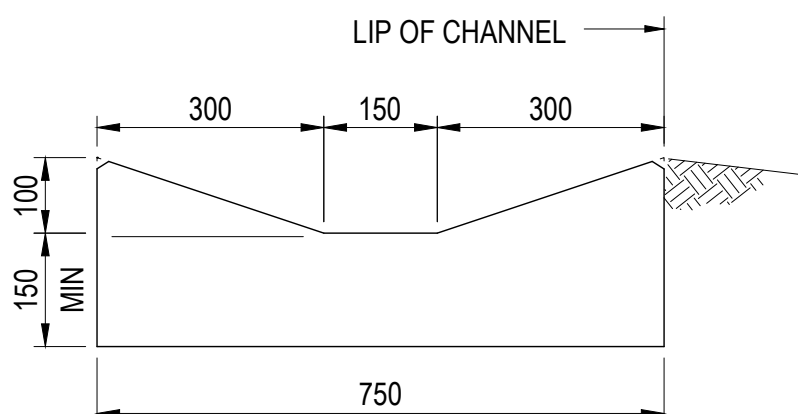
GENERALLY PRE-CAST IN 1800 LENGTHS



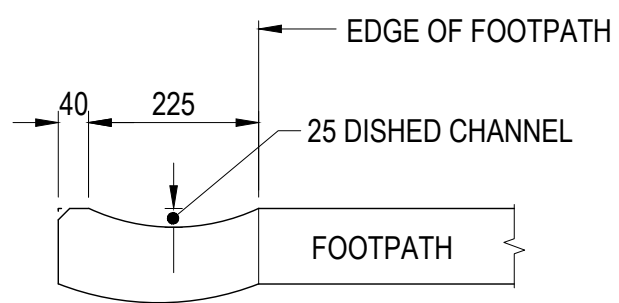
CD2 CHANNEL



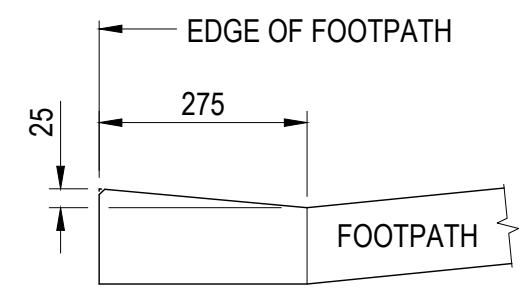
CD3 CHANNEL



CD4 CHANNEL



DISHED CHANNEL



"V" CHANNEL

FOOTPATH DRAINS

NOTE: THE FOOTPATH CHANNEL SHALL BE GRADED TO AN APPROVED GRATED PIT

GENERAL NOTES:

1. ALL DIMENSIONS ARE IN MILLIMETRES.
2. CD CHANNEL SHALL NOT BE USED AT THE EDGE OF TRAFFIC LANES.
3. POINTED STEEL SPIKE 15 DIA x 300 LONG (DRILL PAVEMENT BEFORE DRIVING SPIKE)
4. FOOTPATH DRAINS NOT TO BE USED ON PRIVATE DEVELOPMENTS
5. VARIATIONS MAY BE USED SUBJECT TO MRCC APPROVAL
6. CHAMFERS ARE 15mm x 15mm UNLESS NOTED OTHERWISE
7. CONCRETE TO BE A MIN. 25MPa.