

## 4 HANDY BIN NIGHT TIPS



### Timing

Put your bins out the night before or by 5am on the morning of collection.



### Don't overfill

The bin lid must be closed for collection. The truck's mechanical arm cannot lift overfilled bins. Extra items placed on top or next to the bin will not be collected.



### Not too close

Trees, power poles and cars can get in the way of the truck. Make sure your bin is at least 1m away from other bins.



### Check what goes in

Placing the wrong items in your recycling bin could contaminate the whole truck load. This could result in the whole truck load being sent to landfill, undoing all of your good work.

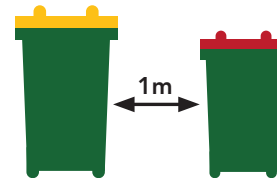
## GOOD TO KNOW

### When are your bins collected?

Your 240L recycling bin is collected fortnightly.  
Your 120L rubbish bin is collected weekly.

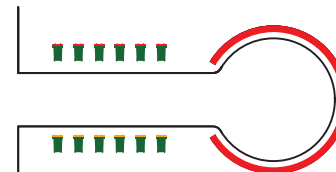
### Bin placement

Close to kerb – at least one metre apart and away from trees, cars and other obstructions. Bins should face the road with the handles and wheels towards the property.



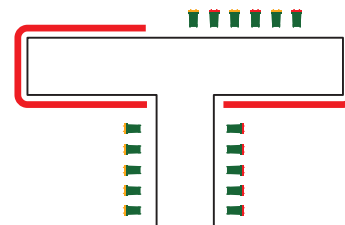
### Live in a court?

Place bins as shown here.



### Live in a hammerhead?

Place bins as shown here.



Mildura Rural City Council

Phone (03) 5018 8100  
[www.mildura.vic.gov.au/recycle](http://www.mildura.vic.gov.au/recycle)



Printed on 100% recycled paper  
© Mildura Rural City Council 2015

# KERBSIDE RECYCLING COLLECTION SERVICE



MC1418



Mildura Rural City Council



# WHAT CAN GO IN YOUR BINS?

## 240L RECYCLING BIN



Aluminium and steel cans



Glass jars and bottles



Milk and juice cartons



Foil trays and aerosols



Rigid plastic containers and bottles



Cardboard



Letters, envelopes, paper and advertising materials



Newspapers and magazines



Phone Books

- ✗ Plastic bags
- ✗ Garden waste
- ✗ Food scraps
- ✗ Polystyrene
- ✗ Household rubbish
- ✗ Nappies

- ✗ Syringes and medical waste
- ✗ Soil and rubble
- ✗ Broken crockery
- ✗ Clothing
- ✗ Chemicals, liquids and paint

## 120L RUBBISH BIN



Plastic bags



Bagged lawn clippings



Polystyrene



Soft plastics



Food scraps



Garden waste



Household rubbish



Nappies

- ✗ Hot ashes
- ✗ Liquids
- ✗ Soil and rocks
- ✗ Gas bottles
- ✗ Syringes and medical waste
- ✗ Oil, paint and solvents
- ✗ Timber, concrete, bricks and building materials